

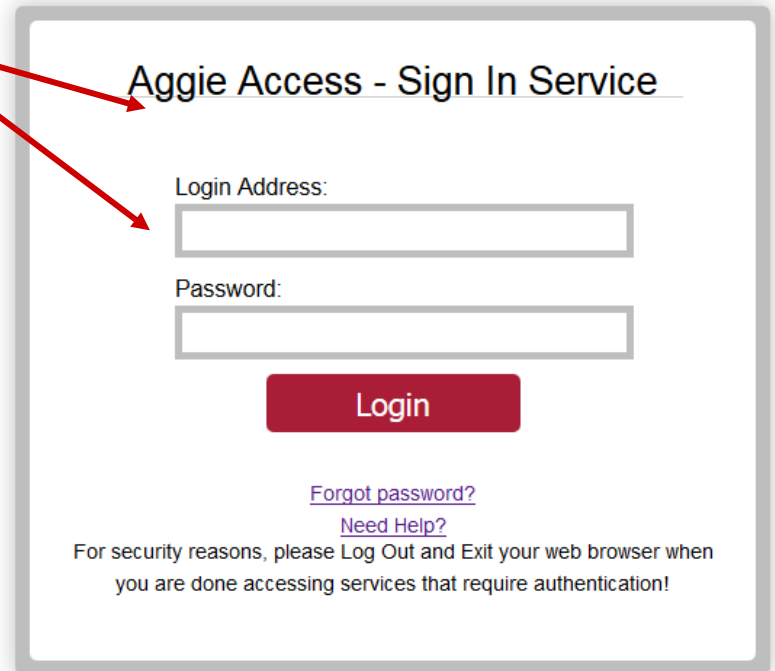


How do I Check the Status of My OPSU Financial Aid?

OPSU Self Service System


Go to my.opsu.edu and sign in using your OPSU email address and password

- If you've activated your Aggie Access but can't remember your password, click on the "Forgot Password?" link.
- If you haven't activated your Aggie Access yet, please review the information at <http://app.it.okstate.edu/okey/panhandle>
- If you still can't login with your Aggie Access, after following the steps above, contact the OPSU IT Department at helpticket@opsu.edu or call 580-349-1549.
- If you have any questions about your awards, contact the Financial Aid at financial.aid@opsu.edu or call 580-349-2580.




Once you login, you will see the main portal page:

- Click on the "Self Service" Icon



At the Self-Service Main Menu:

- Click on the "Financial Aid" tab



At the Financial Aid main menu:

- Click on “Financial Aid Status” to see an overall summary of your status OR click on “Eligibility” to go directly to view document requirement

PERSONAL INFORMATION | STUDENT | **FINANCIAL AID** | PROXY ACCESS

Financial Aid

[Financial Aid Status](#)
View overall status, holds, academic progress, cost of attendance, financial aid awards, and messages.

[Eligibility](#)
Review Financial Aid Holds (which may prevent payment of awards) and document requirements; Display academic progress history.

Go to the drop-down menu:

- Choose the award year you want to view
- Click “Submit”

PERSONAL INFORMATION | STUDENT | **FINANCIAL AID**

Aid Year

Some financial aid information is determined by Aid Year (the acaden

Select Aid Year Not Applicable/No Value Found ▾

Student Requirements/Eligibility Information:

- There are two ways to access Student Requirements information:
 - If you have unsatisfied requirements, you will see the “you have unsatisfied requirements for this aid year” message

 - OR

 - You can go directly to this information by clicking on the “Eligibility” link at the Financial Aid main menu

- **Student Requirements tab:**
 - Displays both unsatisfied and satisfied requirements for the aid year
 - All current unsatisfied requirements are listed together, followed by all satisfied requirement
 - You will see a description of each requirement
 - If the name of the requirement is blue, you can click the name to link to additional information and/or PDFs of required forms

- **Holds tab:**
 - Includes only holds related to your financial aid eligibility. All other student holds, including enrollment and transcript holds, display in the “Student” section of the Self Service system

- **Academic Progress tab:**
 - Includes only information related to your federal/state financial aid eligibility. You should check with the Registrar’s Office or your academic advisor regarding your OPSU academic standing